

## FEATURES

- ◆ High Efficiency up to 81%
- ◆ 6KVDC Isolation
- ◆ DIP24 Package
- ◆ Low Isolation capacitance
- ◆ Temperature Range -40°C ~ +85°C
- ◆ No Heat Sink Require
- ◆ Internal SMD Construction
- ◆ No External Component Required
- ◆ Continuous short circuit protection
- ◆ Industry Standard Pin out
- ◆ RoHS Compliance

## MODEL SELECTION

**G<sup>①</sup> 05<sup>②</sup> 05<sup>③</sup> X<sup>④</sup> D<sup>⑤</sup> K<sup>⑥</sup> -2W<sup>⑦</sup>**

- ① Product Series
- ② Input Voltage
- ③ Output Voltage
- ④ Fixed Input
- ⑤ DIP24 Package
- ⑥ Footprint Rank Shape
- ⑦ Rated Power

## APPLICATIONS

The G\_XDK-2W & H\_XDK-2W Series are specially designed for applications where a group of polar power supplies are isolated from the input power supply in a distributed power supply system on a circuit board.

These products apply to:

- 1) Where the voltage of the input power supply is fixed (voltage variation ≤ 10%);
- 2) Where isolation is necessary between input and output (isolation voltage ≤ 6000VDC);
- 3) Where the regulation of the output voltage and the output ripple noise are not demanded.

Such as: purely digital circuits, ordinary low frequency analog circuits, and IGBT power device driving circuits.



**CE REACH**

MICRODC reserves the copyright

## PRODUCT PROGRAM

Part Number	Input		Output			Efficiency (% Typ)	Certificate
	Voltage (VDC)		Voltage (VDC)	Current (A)			
	Nominal	Range		Max	Min		
H0505XDK-2W	5	4.5-5.5	5	400	40	75	UL
H0509XDK-2W			9	222	23	76	UL
H0512XDK-2W			12	167	17	78	UL
H0515XDK-2W			15	133	13	77	UL
G0505XDK-2W			±5	±200	±20	75	UL
G0509XDK-2W			±9	±111	±12	77	UL
G0512XDK-2W			±12	±84	±9	79	UL
G0515XDK-2W			±15	±67	±7	78	UL
H1205XDK-2W			12	10.8-13.2	5	400	40
H1209XDK-2W	9	222			23	78	UL
H1212XDK-2W	12	167			17	80	UL
H1215XDK-2W	15	133			14	78	UL
G1205XDK-2W	±5	±200			±20	76	UL
G1209XDK-2W	±9	±111			±12	78	UL
G1212XDK-2W	±12	±84			±9	80	UL
G1215XDK-2W	±15	±67			±7	78	UL
H2405XDK-2W	24	21.6-26.4			5	400	40
H2409XDK-2W			9	222	23	78	
H2412XDK-2W			12	167	17	81	
H2415XDK-2W*			15	133	14	80	
G2405XDK-2W*			±5	±200	±20	77	
G2409XDK-2W*			±9	±111	±12	78	
G2412XDK-2W*			±12	±84	±9	81	
G2415XDK-2W*			±15	±67	±7	80	

\*Designing.

Note: The G\_XDK-1W/H\_XDK-1W series also are available in our company.

## ISOLATION SPECIFICATIONS

Item	Test conditions	Min.	Typ.	Max	Unit
Isolation voltage	Tested for 1 minute and 1mA max	6000			VDC
Isolation resistance	Test at 500VDC	1000			MΩ
Isolation capacitance			3.5		PF

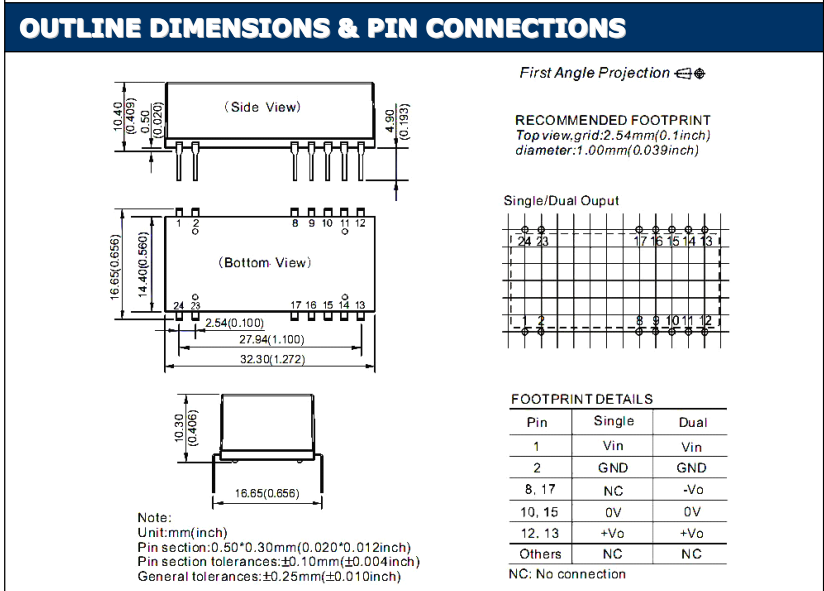
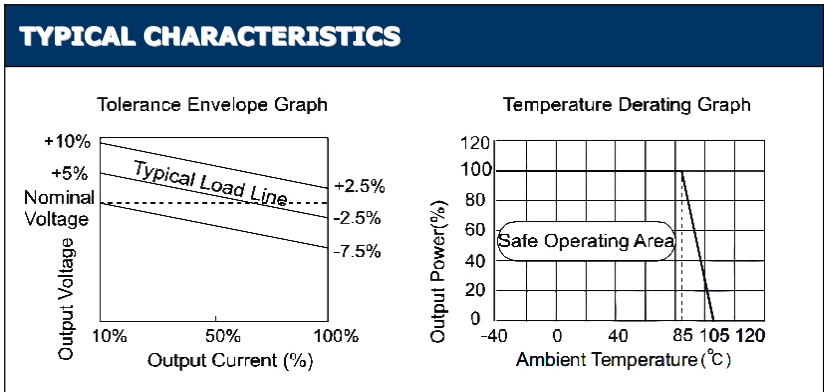
## COMMON SPECIFICATIONS

Item	Test conditions	Min	Typ.	Max	Unit
Storage humidity				95	%
Operating temperature		-40		85	°C
Storage temperature		-55		125	
Temp. rise at full load			15	30	
Lead temperature	1.5mm from case for 10 seconds			300	
Short circuit protection		Continuous			
Cooling		Free air convection			
Case material		Plastic(UL94-V0)			
MTBF		3500			K hours
Weight			8.2		g

OUTPUT SPECIFICATIONS					
Item	Test conditions	Min.	Typ.	Max.	Units
Output power		0.2		2	W
Line regulation	For Vin change of 1%			±1.2	%
Load regulation	10% to 100% load	5V output	10	15	%
		9V output	8.3	15	
		12V output	6.8	15	
		15V output	6.3	15	
Output voltage accuracy		See tolerance envelope graph			
Temperature drift	100% full load			0.03	%/°C
Ripple & Noise*	20MHz Bandwidth		150	250	mVp-p
Switching frequency	Full load, nominal input	5V input	35		KHz
		12V,24V input	50		

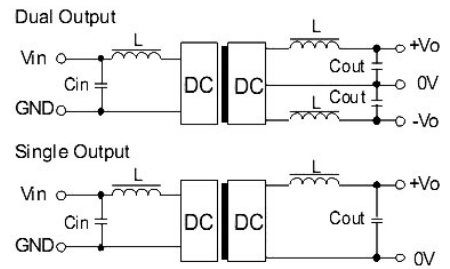
\*Test ripple and noise by "parallel cable" method. See detailed operation instructions at Testing of Power Converter section, application notes.

Note: Dual output models unbalanced load: ±5%



### Recommended testing and application circuit

If you want to further decrease the input/output ripple, an "LC" filtering network may be connected to the input and output ends of the DC/DC converter, see (Figure 1).



(Figure 1)

It should also be noted that the inductance and the frequency of the "LC" filtering network should be staggered with the DC/DC frequency to avoid mutual interference. However, the capacitance of the output filter capacitor must be proper. If the capacitance is too big, a startup problem might arise. For every channel of output, provided the safe and reliable operation is ensured, the greatest capacitance of its filter capacitor sees (Table 1).

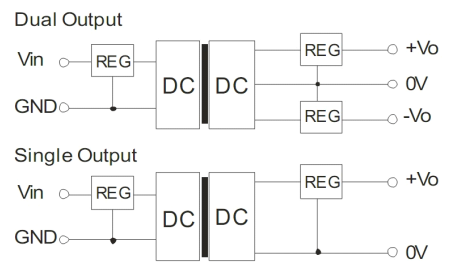
### EXTERNAL CAPACITOR TABLE (Table 1)

Vin (VDC)	Cin (µF)	Single Vout (VDC)	Cout (µF)	Dual Vout (VDC)	Cout (µF)
5	4.7	5	10	±5	4.7
12	2.2	9	4.7	±9	2.2
24	1	12	2.2	±12	1
--	--	15	1	±15	1

It's not recommend to connect any external capacitor in the application field with less than 0.5 watt output.

### Output Voltage Regulation and Over-voltage Protection Circuit

The simplest device for output voltage regulation, over-voltage and over-current protection is a linear voltage regulator with overheat protection that is connected to the input or output end in series (Figure 2).



(Figure 2)

### Overload Protection

Under normal operating conditions, the output circuit of these products has no protection against overload. The simplest method is to connect a self-recovery fuse in series at the input end or add a circuit breaker to the circuit.

### No parallel connection or plug and play.

Note:

- All specifications measured at Ta=25°C, humidity<75%, nominal input voltage and rated output load unless otherwise specified.
- Only typical models listed, other models may be different, please contact our technical person for more details.
- Operation under minimum load will not damage the converter; However, they may not meet all specification listed.

**MICRODC**  
Professional Power Module

Microdc Professional Power Module, Inc.  
Tel: 0086-20-86000646 E-mail: tech@microdc.cn  
Website: http://www.microdc.cn



### RoHS COMPLIANT INFORMATION

This series is compatible with RoHS soldering systems with a peak wave solder temperature of 300° C for 10 seconds. The pin termination finish on the SIP package type is Tin Plate, Hot Dipped over Matte Tin with Nickel Preplate. The DIP types are Matte Tin over Nickel Preplate. Both types in this series are backward compatible with Sn/Pb soldering systems.



### REACH COMPLIANT INFORMATION

This series has proven that this product does not contain harmful chemicals, it also has harmful chemical substances through the registration, inspection and approval.